



## Attributes

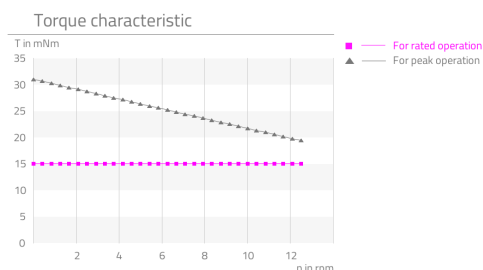
Highlights	Description
<ul style="list-style-type: none"><li>▪ <b>Dry lubrication due to coatings</b></li><li>▪ <b>Suitable in wide temperature range</b></li><li>▪ <b>Robust control without feedback system</b></li><li>▪ <b>Preloaded ball bearing</b></li><li>▪ <b>Transmission ratio optimized to torque</b></li></ul>	<p>Thanks to the dry lubrication and materials that are used, the extremely compact CoograDrive® Space 10mm - type 2 is especially well suited for applications in extreme environmental conditions. This micro positioning system is likewise equipped with a low-backlash CoograDrive® gear with a reduction ratio of 80:1 and can easily be actuated in an open loop control, as it is driven by a stepper motor with 20 steps per rotation. The micro gearbox is equipped with a preloaded ball bearing on the output side to which the application can be directly connected.</p>

## Technical parameter

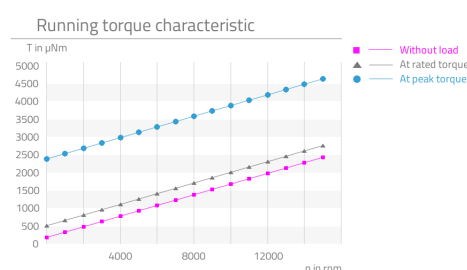
The stated values are based on calculations and measurements by Micromotion GmbH, carried out according to the current state of the art. You can find our definitions at [www.micromotion-drives.com](http://www.micromotion-drives.com).

For further information please contact [sales@micromotion.de](mailto:sales@micromotion.de).

P-019 Curve measured with nominal voltage and load inertia  $6 \times 10E-9 \text{ kg/m}^2$  in  $\frac{1}{2}$  micro steps.



P-029 Curve measured with nominal voltage and load inertia  $6 \times 10E-9 \text{ kg/m}^2$  in  $\frac{1}{2}$  micro steps.



Nr.	Parameter	Symbol	Value	Hint
P-001	Vacuum suitable		UHV	
P-003	Ratio	i	80 : 1	
P-004	Self-locking		yes	
P-008	Repeatability unidirectional		7.8 arcmin	
P-009	Repeatability bidirectional		62.7 arcmin	
P-010	Accuracy		32.7 arcmin	
P-011	Transmission accuracy		65.4 arcmin	
P-012	Resolution		0.225 °	
P-013	Torsional stiffness		3.80 $\frac{\text{Nm}}{\text{rad}}$	
P-014	Lost motion		60 arcmin	
P-015	Backlash		20 arcmin	
P-016	Rated torque	T	15 mNm	
P-017	Peak torque	T	100 mNm	
P-018	Momentary peak torque	T	120 mNm	
P-021	Rated input speed	n	1000 rpm	
P-022	Maximum input speed	n	1000 rpm	
P-023	Rated output speed	n	12.5 rpm	
P-024	Maximum output speed	n	12.5 rpm	
P-026	No-load starting torque	T	270 µNm	

# Technical Supply Specifications: CoograDrive® Space 10mm - Type 2



Micromotion GmbH, Phone: +49 (0) 6431 – 569 18 – 25, E-mail: sales@micromotion.de

Nr.	Parameter	Symbol	Value	Hint
P-027	No-load running torque	T	180 µNm	
P-028	Rated running torque	T	2355 µNm	
P-034	Lifetime for rated operation		200 h	
P-035	Radial backlash output shaft		0 µm	
P-036	Axial backlash output shaft		0 µm	
P-037	Radial stiffness	c	11.32 N/µm	
P-038	Axial stiffness	c	40 N/µm	
P-039	Max. radial load on output shaft (non-operating, constant load)	F	135 N	
P-040	Max. radial load on output shaft (non-operating, impulsive load)	F	45 N	
P-041	Max. radial load on output shaft (operating, constant load)	F	32 N	
P-042	Max. radial load on output shaft (operating, impulsive load)	F	32 N	
P-043	Max. axial load on output shaft (non-operating, constant load)	F	150 N	
P-044	Max. axial load on output shaft (non-operating, impulsive load)	F	50 N	
P-045	Max. axial load on output shaft (operating, constant load)	F	380 N	
P-046	Max. axial load on output shaft (operating, impulsive load)	F	127 N	
P-055	Moment of inertia	I	938.01 * 10 <sup>-4</sup> gcm <sup>2</sup>	
P-056	Weight	m	13 g	
P-057	Min. permissible ambient temperature (non-operating)	T	-80 °C	
P-058	Min. permissible ambient temperature (operating)	T	-60 °C	
P-059	Max. permissible ambient temperature (non-operating)	T	130 °C	
P-060	Max. permissible ambient temperature (operating)	T	70 °C	

Motor data: Stepper AM 1020-RV-V-3-16-01-1977 dry lubrication  
(Data are provided by the manufacturer or are based on the data sheets of the manufacturer)

Nr.	Parameter	Symbol	Value	Hint
P-100	Motortype		Stepper	
P-102	Maximum speed of motor	n	3000 rpm	
P-103	Resonance frequency of motor	f	140 Hz	
P-105	Holding torque of motor (unpowered)	T	0.2 mNm	

# Technical Supply Specifications: CoograDrive® Space 10mm - Type 2



Micromotion GmbH, Phone: +49 (0) 6431 – 569 18 – 25, E-mail: sales@micromotion.de

Nr.	Parameter	Symbol	Value	Hint
P-109	Rated current of motor	I	180 mA	
P-111	Rated voltage of motor	U	3 V	
P-112	Phase resistance of motor	R	16 ohm	
P-113	Inductance of motor	L	5.2 mH	
P-114	Amplitude BEMF of motor	U	0.867 mV/rpm	
P-115	Full step angle of motor		18 °	
P-116	Angular accuracy of step of motor		±1.8 °	
P-117	Electrical time constant of motor	t	0.32 ms	
P-118	Max. coil temperature of motor	T	130 °C	
P-119	Thermal resistance of motor between coil and housing	R <sub>th1</sub>	3.9 <sup>K</sup> /W	
P-120	Thermal resistance of motor between housing and air	R <sub>th2</sub>	53.8 <sup>K</sup> /W	
P-121	Thermal time constant of the coil of the motor	T <sub>w1</sub>	3200 ms	
P-122	Thermal time constant of the housing of the motor	T <sub>w2</sub>	200000 ms	
P-123	Insulation voltage of motor	U	200 V	

## Material information

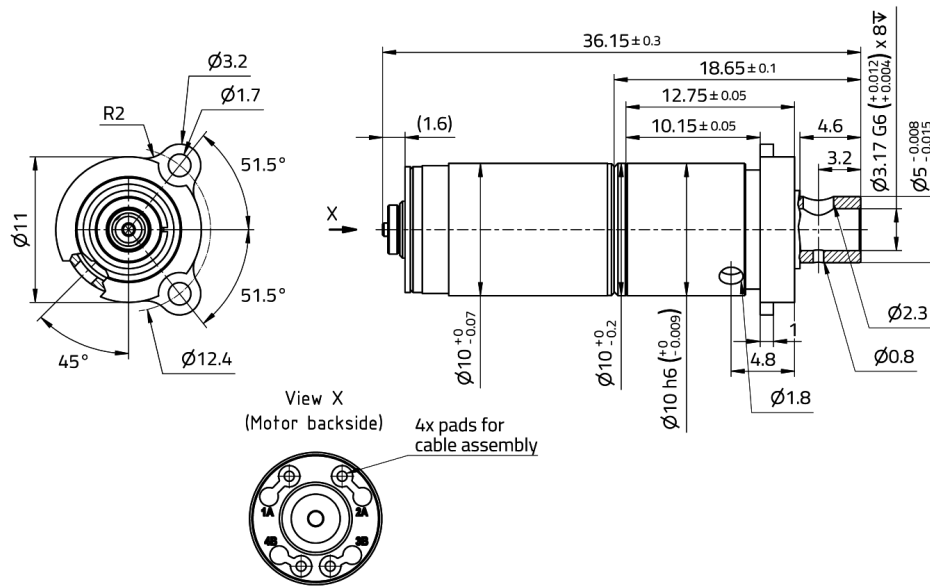
Nr.	Parameter	Symbol	Value	Hint
P-900	RoHS compliant		yes	
P-901	Lubrication of output bearing gearbox		DICRONITE®	
P-903	Lubrication of gear component set		DICRONITE®/ MoS2	
P-904	Lubrication of bearing motor		DICRONITE®	
P-908	Material of gear component set		NiFe	
P-909	Material of output bearing gearbox		1.4108 DIN EN	
P-911	Material of bearing motor		Stainless steel	
P-912	Material of gearbox output side		1.4305 DIN EN	
P-914	Material of motor housing		Anodized aluminum	

# Technical Supply Specifications: CoograDrive® Space 10mm - Type 2



Micromotion GmbH, Phone: +49 (0) 6431 – 569 18 – 25, E-mail: sales@micromotion.de

## Technical drawing



Micromotion GmbH | Hoenbergstraße 14 | 65555 Limburg  
+49(0)6431-59618-25 | sales@micromotion.de | www.micromotion-drives.com