



Attributes

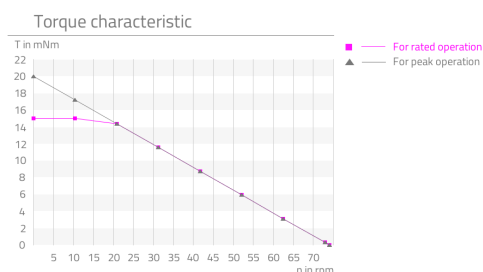
Highlights	Description
<ul style="list-style-type: none">▪ Vacuum suitable lubrication▪ Transmission ratio optimized to torque▪ Preloaded ball bearing▪ Compact build up▪ Corrosional consistent materials	<p>The CoograDrive® Space 10mm - Type 4 micro gearbox combines extreme ruggedness with reliability and extremely short length. It is the ideal solution for applications in extreme environmental conditions and tight space conditions. Because Braycote is used as lubricant for the ball bearings as well as for the gear component set, it can be used in high-vacuum environments. Both the input shaft as well as the output shaft are precisely guided by preloaded ball bearings and thereby allow the application to be directly connected. At the core of this micro gearbox is a low-backlash CoograDrive® gear with a reduction ratio of 80:1.</p>

Technical parameter

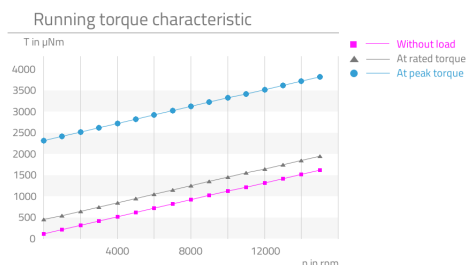
The stated values are based on calculations and measurements by Micromotion GmbH, carried out according to the current state of the art. You can find our definitions at www.micromotion-drives.com.

For further information please contact sales@micromotion.de.

P-019



P-029



Nr.	Parameter	Symbol	Value	Hint
P-001	Vacuum suitable		HV	
P-003	Ratio	i	80 : 1	
P-004	Self-locking		yes	
P-008	Repeatability unidirectional		4.5 arcmin	
P-009	Repeatability bidirectional		45 arcmin	
P-010	Accuracy		30 arcmin	
P-011	Transmission accuracy		60 arcmin	
P-013	Torsional stiffness		3.80 $\frac{\text{Nm}}{\text{rad}}$	
P-014	Lost motion		45 arcmin	
P-015	Backlash		20 arcmin	
P-016	Rated torque	T	15 mNm	
P-017	Peak torque	T	100 mNm	
P-018	Momentary peak torque	T	120 mNm	
P-021	Rated input speed	n	10000 rpm	
P-022	Maximum input speed	n	25000 rpm	
P-023	Rated output speed	n	125 rpm	
P-024	Maximum output speed	n	312.5 rpm	
P-026	No-load starting torque	T	180 μNm	
P-027	No-load running torque	T	120 μNm	

Technical Supply Specifications: CoograDrive® Space 10mm - Type 4



Micromotion GmbH, Phone: +49 (0) 6431 – 569 18 – 25, E-mail: sales@micromotion.de

Nr.	Parameter	Symbol	Value	Hint
P-028	Rated running torque	T	1570 µNm	
P-034	Lifetime for rated operation		500 h	
P-035	Radial backlash output shaft		0 µm	
P-036	Axial backlash output shaft		0 µm	
P-037	Radial stiffness	c	11.64 N/µm	
P-038	Axial stiffness	c	40 N/µm	
P-039	Max. radial load on output shaft (non-operating, constant load)	F	140 N	
P-040	Max. radial load on output shaft (non-operating, impulsive load)	F	45 N	
P-041	Max. radial load on output shaft (operating, constant load)	F	34 N	
P-042	Max. radial load on output shaft (operating, impulsive load)	F	34 N	
P-043	Max. axial load on output shaft (non-operating, constant)	F	150 N	
P-044	Max. axial load on output shaft (non-operating, impulsive load)	F	50 N	
P-045	Max. axial load on output shaft (operating, constant load)	F	380 N	
P-046	Max. axial load on output shaft (operating, impulsive load)	F	127 N	
P-055	Moment of inertia	I	275.01 * 10 ⁻⁴ gcm ²	
P-056	Weight	m	13 g	
P-057	Min. permissible ambient temperature (non-operating)	T	-20 °C	
P-058	Min. permissible ambient temperature (operating)	T	-10 °C	
P-059	Max. permissible ambient temperature (non-operating)	T	85 °C	
P-060	Max. permissible ambient temperature (operating)	T	85 °C	

Motor data: EC-Motor EC 9.2 flat 4.5V

(Data are provided by the manufacturer or are based on the data sheets of the manufacturer)

Nr.	Parameter	Symbol	Value	Hint
P-100	Motortype		EC	
P-102	Maximum speed of motor	n	25000 rpm	
P-104	Speed constant of motor	Kn	3660 rpm/V	
P-106	Stall torque of motor	T	1.32 mNm	

Technical Supply Specifications: CoograDrive® Space 10mm - Type 4



Micromotion GmbH, Phone: +49 (0) 6431 – 569 18 – 25, E-mail: sales@micromotion.de

Nr.	Parameter	Symbol	Value	Hint
P-107	Torque constant of motor	Km	2.61 $\frac{\text{mNm}}{\text{A}}$	
P-108	No-load current of motor	I	38.3 mA	
P-109	Rated current of motor	I	327 mA	
P-110	Max. continuous current of motor	I	327 mA	
P-111	Rated voltage of motor	U	4.5 V	
P-112	Phase resistance of motor	R	8.88 ohm	
P-113	Inductance of motor	L	0.25 mH	
P-114	Amplitude BEMF of motor	U	0.273 mV/rpm	
P-118	Max. coil temperature of motor	T	100 °C	
P-119	Thermal resistance of motor between coil and housing	R _{th1}	13.2 $\frac{\text{K}}{\text{W}}$	
P-120	Thermal resistance of motor between housing and air	R _{th2}	49.2 $\frac{\text{K}}{\text{W}}$	
P-121	Thermal time constant of the coil of the motor	T _{w1}	1470 ms	
P-122	Thermal time constant of the housing of the motor	T _{w2}	73800 ms	

Material information

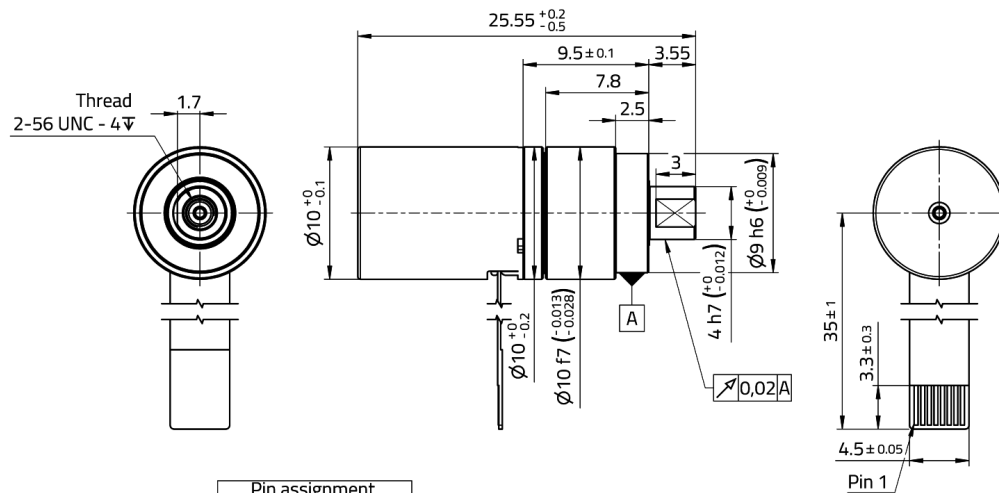
Nr.	Parameter	Symbol	Value	Hint
P-900	RoHS compliant		yes	
P-901	Lubrication of output bearing gearbox		Braycote601EF	
P-903	Lubrication of gear component set		Braycote601EF	
P-908	Material of gear component set		NiFe	
P-909	Material of output bearing gearbox		1.4108 DIN EN	
P-911	Material of bearing motor		Stainless steel	
P-912	Material of gearbox output side		1.4305 DIN EN	
P-914	Material of motor housing		Aluminium	

Technical Supply Specifications: CoograDrive® Space 10mm - Type 4



Micromotion GmbH, Phone: +49 (0) 6431 – 569 18 – 25, E-mail: sales@micromotion.de

Technical drawing



Pin assignment	
Pin	Signal
1	W1
2	W2
3	W3
4	Vhall (3.8...24V)
5	GND
6	Hall 1
7	Hall 2
8	Hall 3

Flex PCB

Thickness: 0,1mm
Bending radius 1mm min.
Thickness of pads area (stiffener)
0,3mm (±0,05), not flexible

Recommended connectors

Pitch: 0.5mm - FPC/FFC, 8 poles,
Molex 52745-0897

Dimension in mm



Micromotion GmbH | Hoenbergstraße 14 | 65555 Limburg
+49(0)6431-59618-25 | sales@micromotion.de | www.micromotion-drives.com