



Attributes

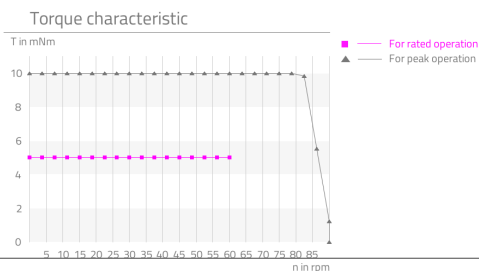
Highlights	Description
<ul style="list-style-type: none"> ▪ High repeatability ▪ Zero backlash with optimised fit between speed and resolution ▪ Connecting cable and connector assembled ▪ Robust control without feedback system ▪ Preloaded ball bearing 	<p>The MaalonDrive® SpecialWire 10mm - type 1 combines a high angular resolution with simple controller and is equipped with an application-specific cable assembly. The robust operating behaviour of this micro positioning system is achieved by the stepper motor with 20 steps per rotation, thereby allowing the unit to easily be operated in an open loop control. Directly connected to the motor is the heart of this micro positioning system: a high-reduction, zero-backlash MaalonDrive® with a reduction ratio of 160:1.</p>

Technical parameter

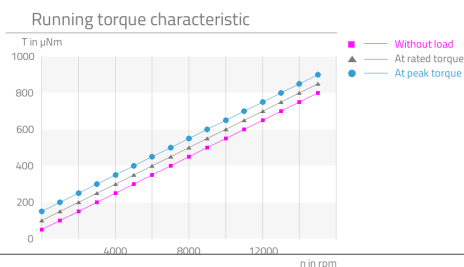
The stated values are based on calculations and measurements by Micromotion GmbH, carried out according to the current state of the art. You can find our definitions at www.micromotion-drives.com.

For further information please contact sales@micromotion.de.

P-019 Curve measured with 5x nominal voltage and load inertia $6 \cdot 10E-9$ kg/m² in $\frac{1}{4}$ micro steps.



P-029 Curve measured with 5x nominal voltage and load inertia $6 \cdot 10E-9$ kg/m² in $\frac{1}{4}$ micro steps.



Technical Supply Specifications: MaalonDrive® SpecialWire 10mm - Type 1



Micromotion GmbH, Phone: +49 (0) 6431 – 569 18 – 25, E-mail: sales@micromotion.de

Nr.	Parameter	Symbol	Value	Hint
P-003	Ratio	i	160 : 1	
P-004	Self-locking		yes	
P-008	Repeatability unidirectional		35.25 arcsec	
P-009	Repeatability bidirectional		20.675 arcmin	
P-010	Accuracy		13.35 arcmin	
P-011	Transmission accuracy		26.7 arcmin	
P-012	Resolution		0.1125 °	
P-013	Torsional stiffness		8.25 $\frac{\text{Nm}}{\text{rad}}$	
P-014	Lost motion		12 arcmin	
P-015	Backlash		0 arcmin	
P-016	Rated torque	T	5 mNm	
P-017	Peak torque	T	10 mNm	
P-018	Momentary peak torque	T	23 mNm	
P-021	Rated input speed	n	10000 rpm	
P-022	Maximum input speed	n	21000 rpm	
P-023	Rated output speed	n	62.5 rpm	
P-024	Maximum output speed	n	131.25 rpm	
P-026	No-load starting torque	T	75 μNm	
P-027	No-load running torque	T	50 μNm	
P-028	Rated running torque	T	600 μNm	
P-034	Lifetime for rated operation		1000 h	
P-035	Radial backlash output shaft		0 μm	
P-036	Axial backlash output shaft		0 μm	
P-037	Radial stiffness	c	2.3 $\text{N}/\mu\text{m}$	
P-038	Axial stiffness	c	40 $\text{N}/\mu\text{m}$	
P-039	Max. radial load on output shaft (non-operating, constant load)	F	55 N	
P-040	Max. radial load on output shaft (non-operating, impulsive load)	F	20 N	
P-041	Max. radial load on output shaft (operating, constant load)	F	7 N	
P-042	Max. radial load on output shaft (operating, impulsive load)	F	7 N	
P-043	Max. axial load on output shaft (non-operating, constant)	F	150 N	
P-044	Max. axial load on output shaft (non-operating, impulsive load)	F	50 N	

Technical Supply Specifications: MaalonDrive® SpecialWire 10mm - Type 1



Micromotion GmbH, Phone: +49 (0) 6431 – 569 18 – 25, E-mail: sales@micromotion.de

Nr.	Parameter	Symbol	Value	Hint
P-045	Max. axial load on output shaft (operating, constant load)	F	380 N	
P-046	Max. axial load on output shaft (operating, impulsive load)	F	127 N	
P-055	Moment of inertia	I	923 * 10 ⁻⁴ gcm ²	
P-056	Weight	m	11 g	
P-057	Min. permissible ambient temperature (non-operating)	T	-35 °C	
P-058	Min. permissible ambient temperature (operating)	T	-20 °C	
P-059	Max. permissible ambient temperature (non-operating)	T	130 °C	
P-060	Max. permissible ambient temperature (operating)	T	70 °C	

Additional technical data:

- Cable HiFlex PVC-ribbon, AWG28, pitch 1.27 mm, length 80 mm
- Connector: Fischer D 102 A056-130

Motor data: Stepper AM 1020-2R-A0.25

(Data are provided by the manufacturer or are based on the data sheets of the manufacturer)

Nr.	Parameter	Symbol	Value	Hint
P-100	Motortype		Stepper	
P-102	Maximum speed of motor	n	21000 rpm	
P-103	Resonance frequency of motor	f	140 Hz	
P-105	Holding torque of motor (unpowered)	T	0.2 mNm	
P-109	Rated current of motor	I	250 mA	
P-111	Rated voltage of motor	U	2 V	
P-112	Phase resistance of motor	R	8 ohm	
P-113	Inductance of motor	L	2.4 mH	
P-114	Amplitude BEMF of motor	U	0.6 mV/rpm	
P-115	Full step angle of motor		18 °	
P-116	Angular accuracy of step of motor		±1.8 °	
P-117	Electrical time constant of motor	t	0.32 ms	
P-118	Max. coil temperature of motor	T	130 °C	
P-119	Thermal resistance of motor between coil and housing	R _{th1}	3.9 °/W	
P-120	Thermal resistance of motor between housing and air	R _{th2}	53.8 °/W	
P-121	Thermal time constant of the coil of the motor	T _{w1}	3200 ms	

Technical Supply Specifications: MaalonDrive® SpecialWire 10mm - Type 1



Micromotion GmbH, Phone: +49 (0) 6431 – 569 18 – 25, E-mail: sales@micromotion.de

Nr.	Parameter	Symbol	Value	Hint
P-122	Thermal time constant of the housing of the motor	T_{w2}	200000 ms	
P-123	Insulation voltage of motor	U	200 V	

Material information

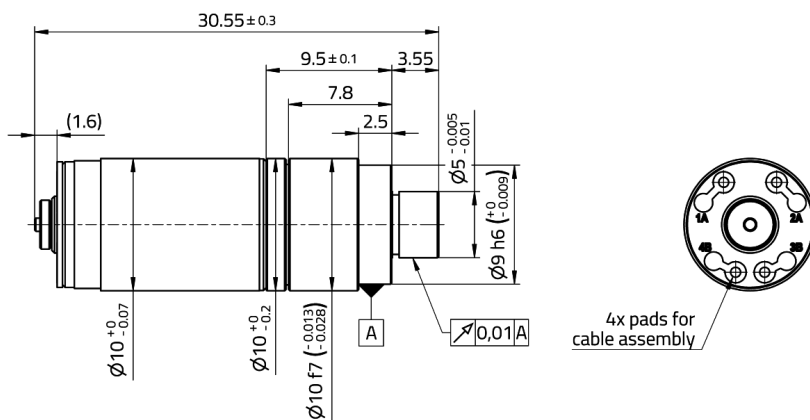
Nr.	Parameter	Symbol	Value	Hint
P-900	RoHS compliant		yes	
P-901	Lubrication of output bearing gearbox		Longtime PD2	
P-903	Lubrication of gear component set		Molykote BR 2 plus	
P-904	Lubrication of bearing motor		Synthetic light ester oil	
P-908	Material of gear component set		NiFe	
P-909	Material of output bearing gearbox		1.4108 DIN EN	
P-911	Material of bearing motor		Stainless steel	
P-912	Material of gearbox output side		1.4305 DIN EN	
P-914	Material of motor housing		Anodized aluminum	

Technical Supply Specifications: MaalonDrive® SpecialWire 10mm - Type 1



Micromotion GmbH, Phone: +49 (0) 6431 – 569 18 – 25, E-mail: sales@micromotion.de

Technical drawing



Micromotion GmbH | Hoenbergstraße 14 | 65555 Limburg
+49(0)6431-59618-25 | sales@micromotion.de | www.micromotion-drives.com